Homeassistant

Homeassistant□□

- Homeassistant - □□ bitwarden□□□□ ____
- Homeassistant □□ Zigbee2MQTT
- Homeassistant □□ Xiaomi Miot

Homeassistant - ??bitwarden ?????

????

- **HA□□□　Synology VM□**

??vaultwarden

□□□□□□　vaultwarden□□□□　SSL□□□□



????

□□□□　`http://ip:7277/admin`□ admin token□□□□□

□□□□

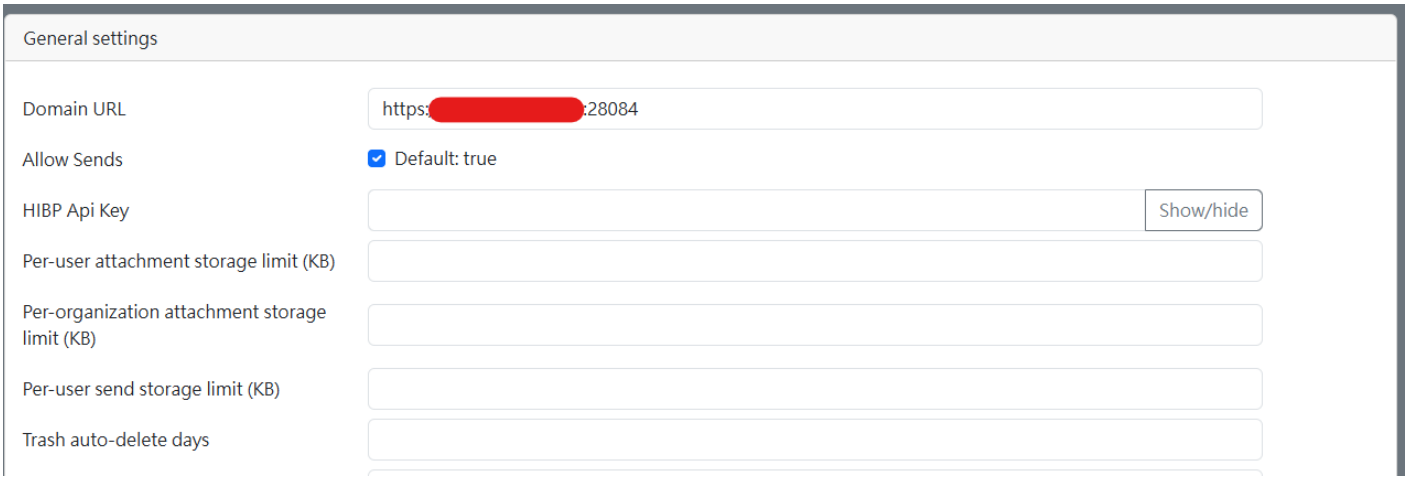

□□ token

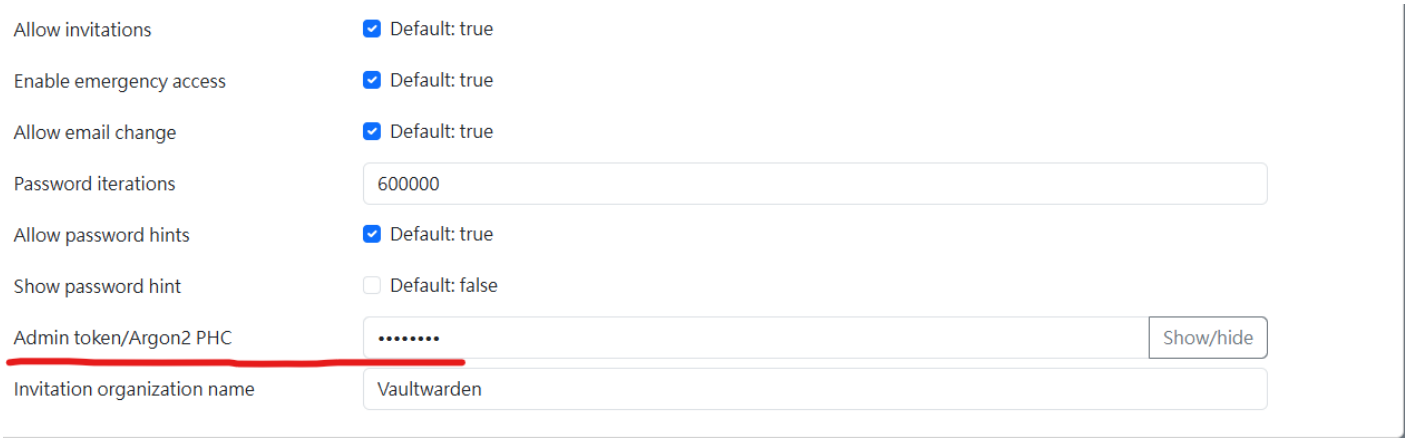

Synology??????

synology□□ ssl□□□□□□□□□□

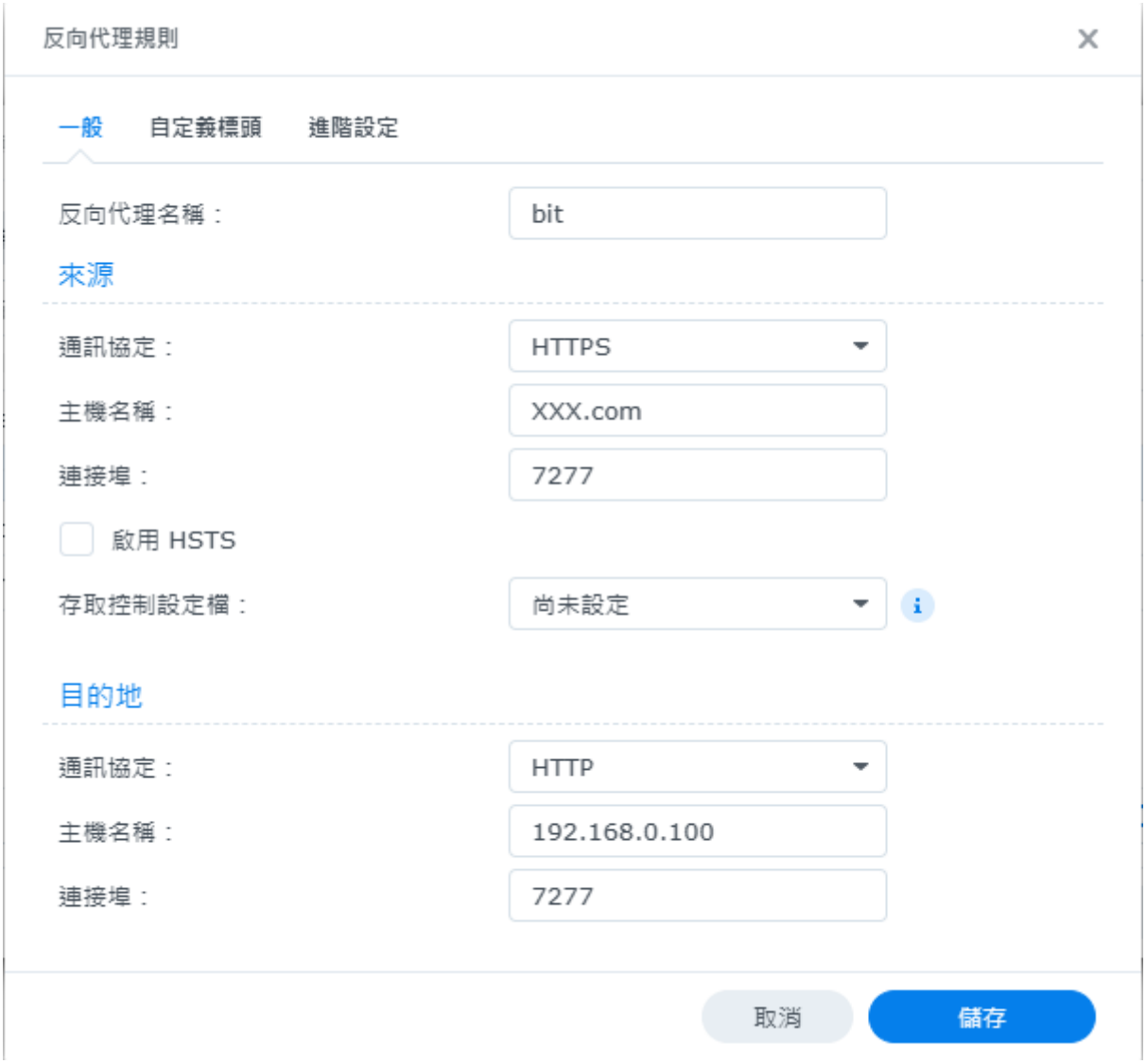

□□□□□ `https://XXX.com:7277`

Homeassistant ??Zigbee2MQTT

?? Mosquitto (MQTT Broker)

□□□□□□□□ **Mosquitto□□□□□□□□**

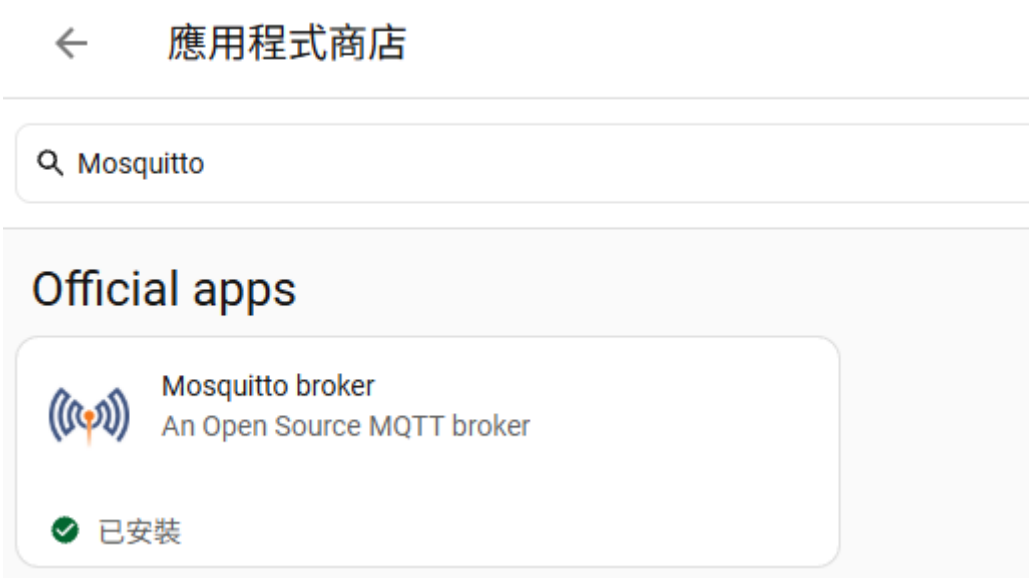

?? Zigbee2MQTT

Zigbee2MQTT□□□□□□□□□ **zigbee2mqtt□□□□ □□ ADD APP REPOSITORY**

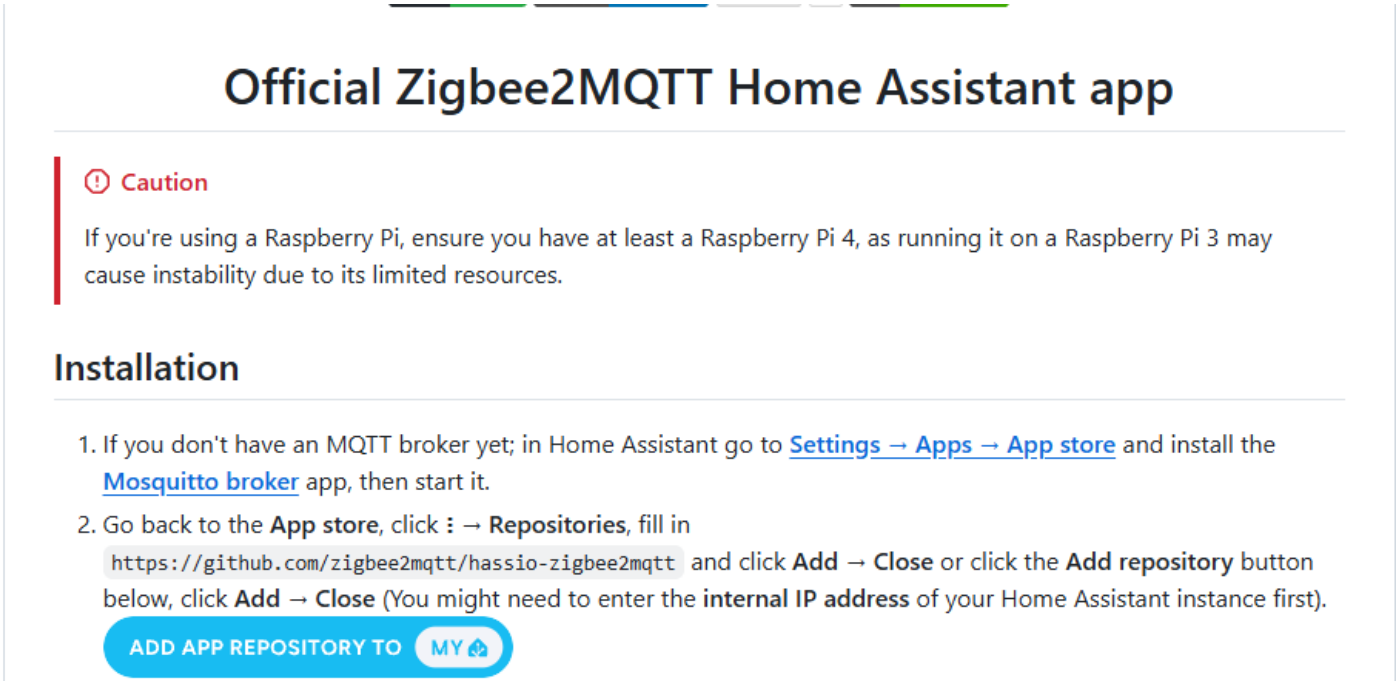

URL□□□□ HA□

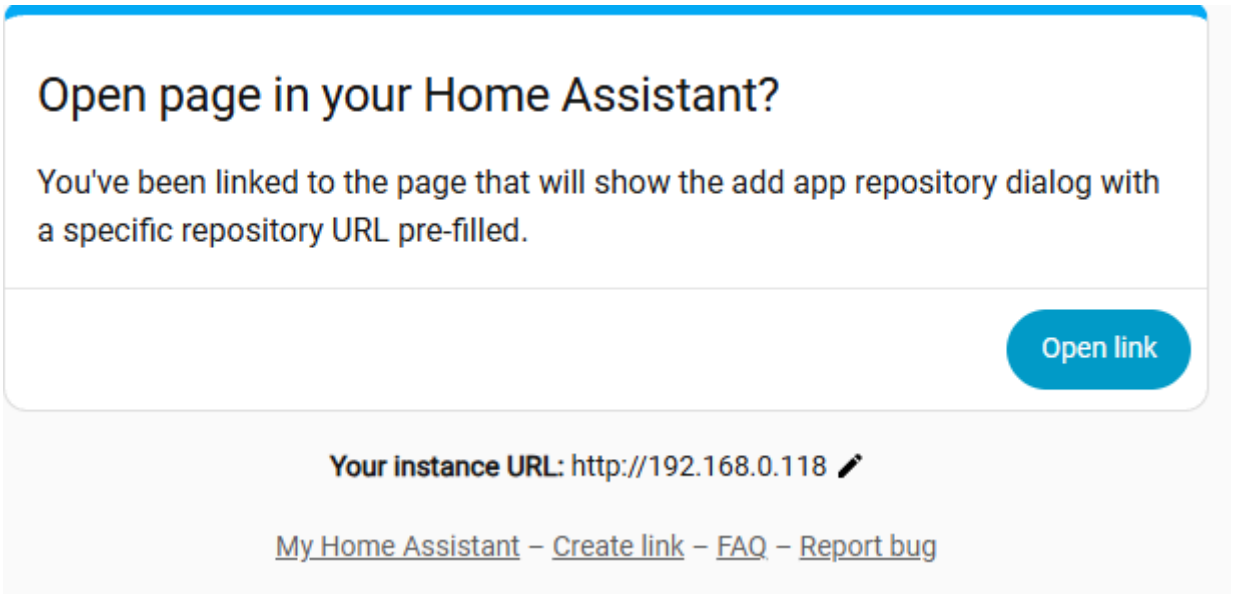

□□□□□□□□ **Zigbee2MQTT**

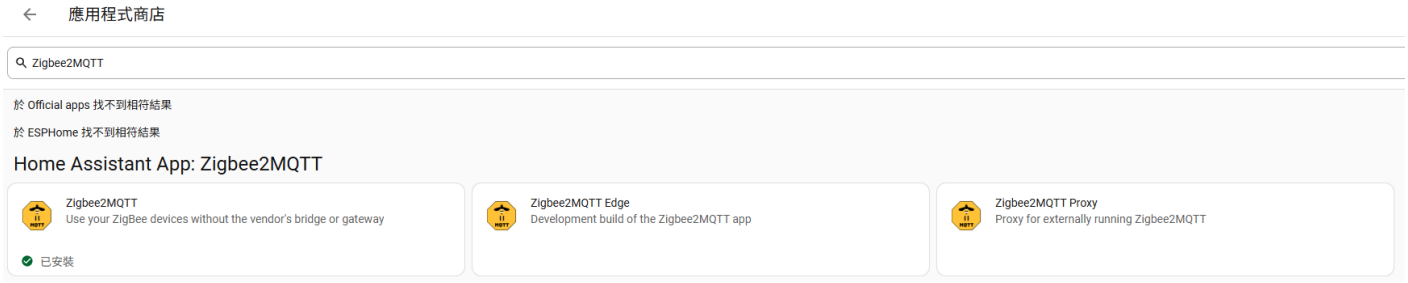

??Zigbee2MQTT

□□□□ **USB Zigbee□□□□□□ serial□ port□□ USB□□□□□□ adapter□□□□ zstack □□□**

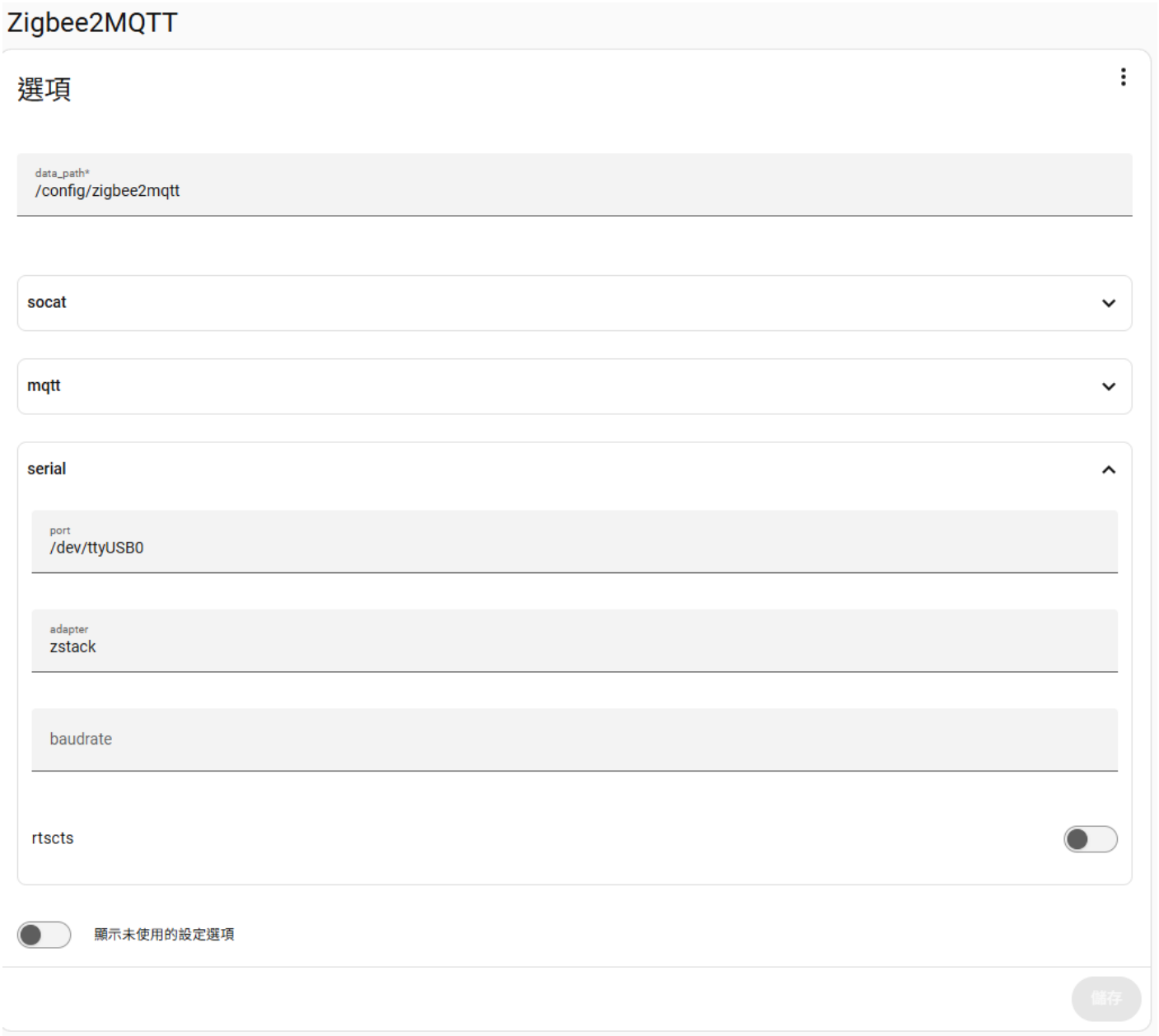
Zigbee2MQTT
選項
data_path*
/config/zigbee2mqtt
socat
mqtt
serial
port
/dev/ttyUSB0
adapter
zstack
baudrate
rtscts
顯示未使用的設定選項
儲存

□□□□□□□□□□ USB□□


總覽
系統硬體
tty
名稱
裝置路徑
ID
ttyUSB0
/dev/ttyUSB0
/dev/serial/by-id/usb-1a86_USB_Serial-if00-port0
ttyS1
/dev/ttyS1

□□□□□□□□ Zigbee□□


Home Assistant
總覽
地圖
能源
活動
歷史
媒體
待辦事項列表
Zigbee2MQTT
Zigbee2MQTT
首頁
儀表板
裝置
群組
報告
綁定
OTA
Touchlink
網路
日誌
活動
設定
前端設定
允許加入
全部
zh
參與貢獻
概覽
裝置
1
路由器
0
終端裝置
1
最近活動
房間電燈— state: OFF → ON
房間電燈— linkquality: 120 → 131, state: ON → OFF
房間電燈
Smart light switch - 1 gang
131

Homeassistant ?? Xiaomi Miot

Xiaomi Miot □□□□□ Home Assistant (HA) □□□□□□□□□□□□□□□□□□ MIoT-Spec □□□□□□□□□□□□□□□□□ Wi-Fi□□□□ Zigbee □□□□□□□□

??HACS

> **Home Assistant 2026.11□□□□ HACS**

□□ HA□□□ HACS□□□ HACS□□ □□□□□□□□ HA □□□□

```
https://github.com/hacs/addons
```

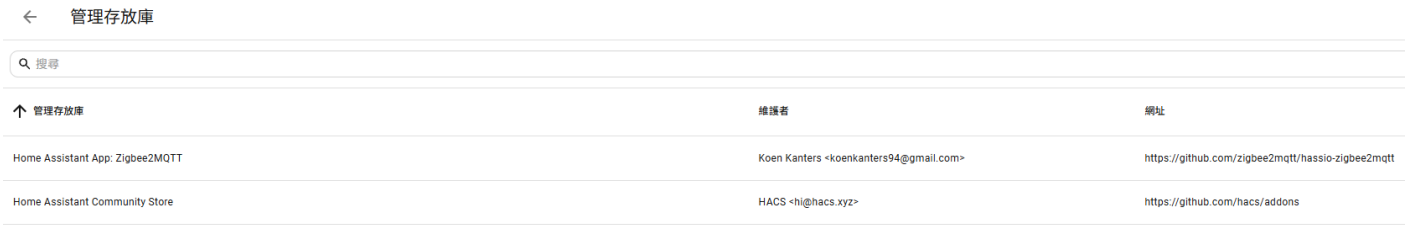

□□ HACS□□

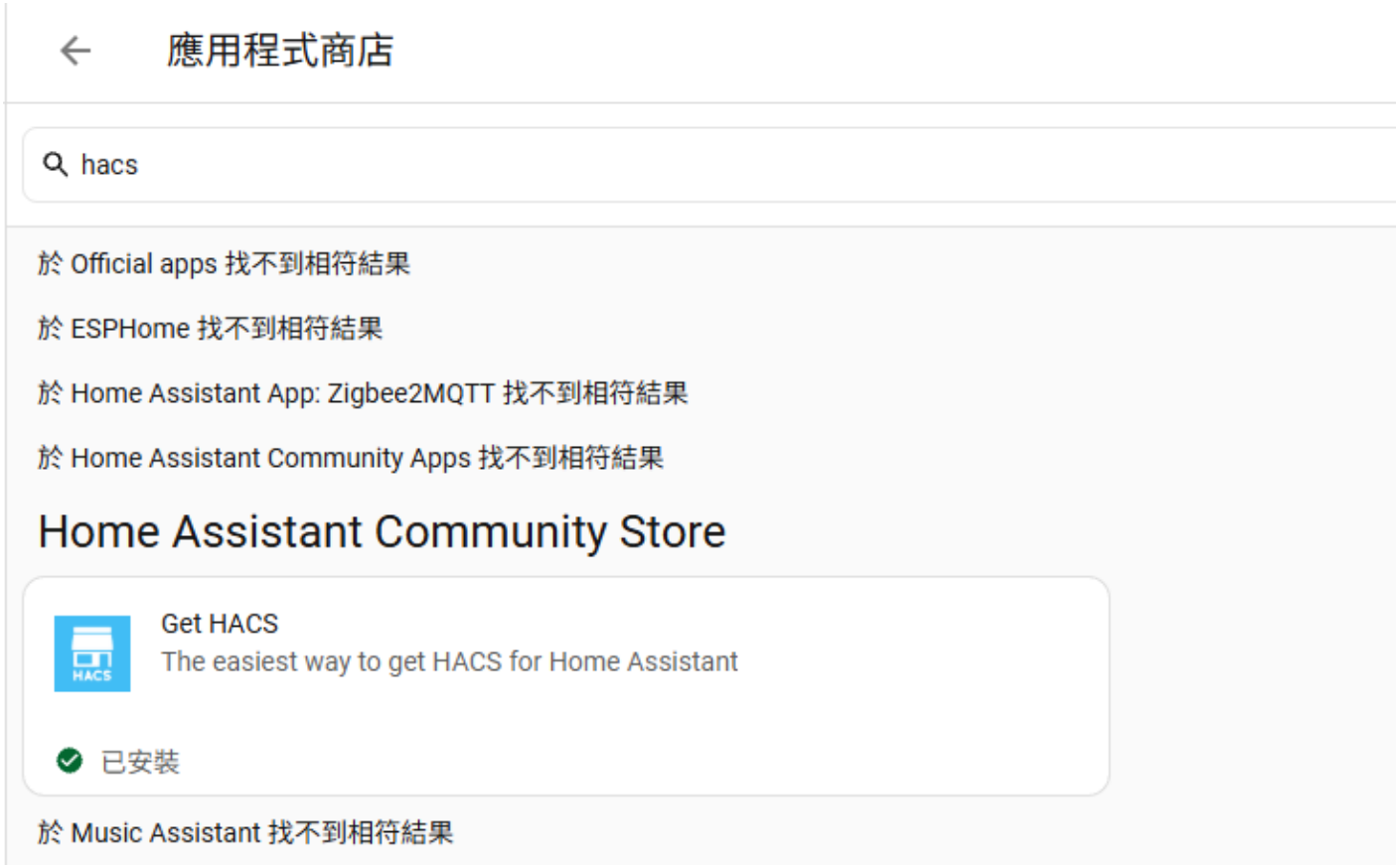
應用程式商店
hacs
於 Official apps 找不到相符結果
於 ESPHome 找不到相符結果
於 Home Assistant App: Zigbee2MQTT 找不到相符結果
於 Home Assistant Community Apps 找不到相符結果
Home Assistant Community Store
Get HACS
The easiest way to get HACS for Home Assistant
已安裝
於 Music Assistant 找不到相符結果

□□ **HA□□□□□** **HACS□□□□□□**

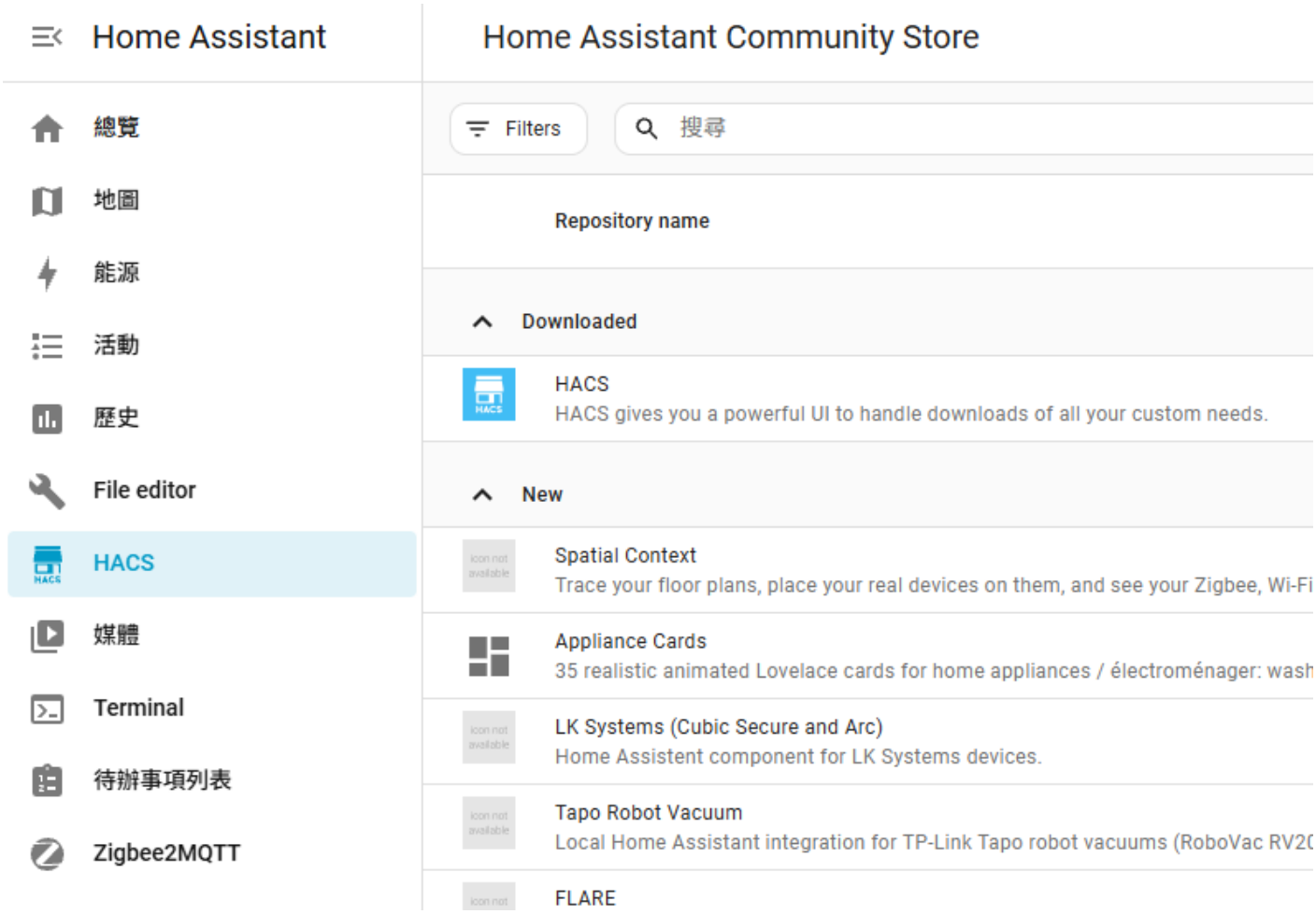
Home Assistant
總覽
地圖
能源
活動
歷史
File editor
HACS
媒體
Terminal
待辦事項列表
Zigbee2MQTT
Home Assistant Community Store
Filters
搜尋
Repository name
Downloaded
HACS
HACS gives you a powerful UI to handle downloads of all your custom needs.
New
Spatial Context
Trace your floor plans, place your real devices on them, and see your Zigbee, Wi-Fi
Appliance Cards
35 realistic animated Lovelace cards for home appliances / électroménager: wash
LK Systems (Cubic Secure and Arc)
Home Assistent component for LK Systems devices.
Tapo Robot Vacuum
Local Home Assistant integration for TP-Link Tapo robot vacuums (RoboVac RV2
FLARE

??Xiaomi Miot

□ HACS□□□ Xiaomi Miot□□

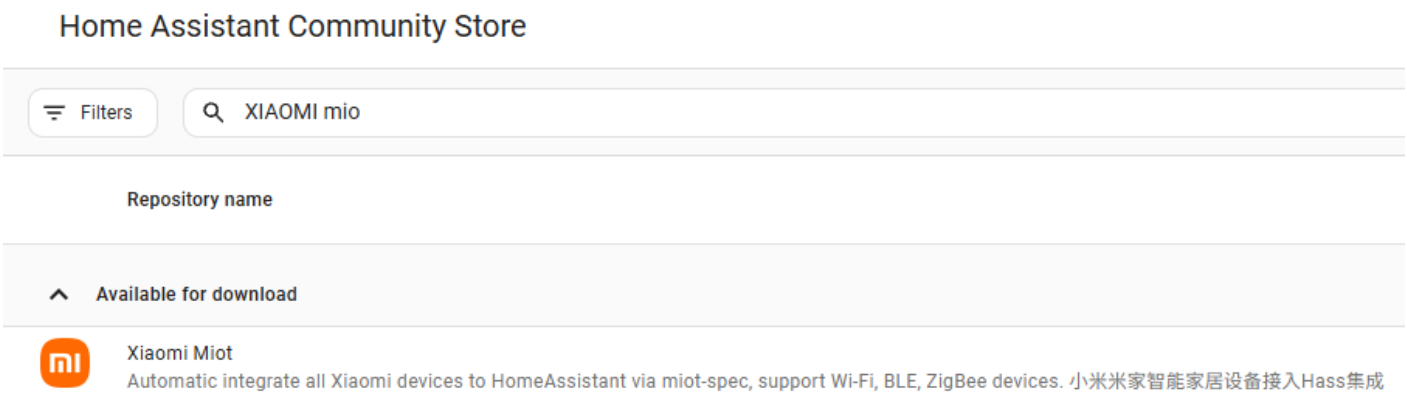

□□□□□□□□□□□ **hass-xiaomi-miot gitub**□□□□□□□□

`custom_components/xiaomi_miot` □

□□ HA□□

??Xiaomi Miot ????

□□□□□□□□□□□ **Xiaomi Miot**



我是使用小米開關和風扇，都已連到 **WIFI**，故選擇局域網集成方式加入

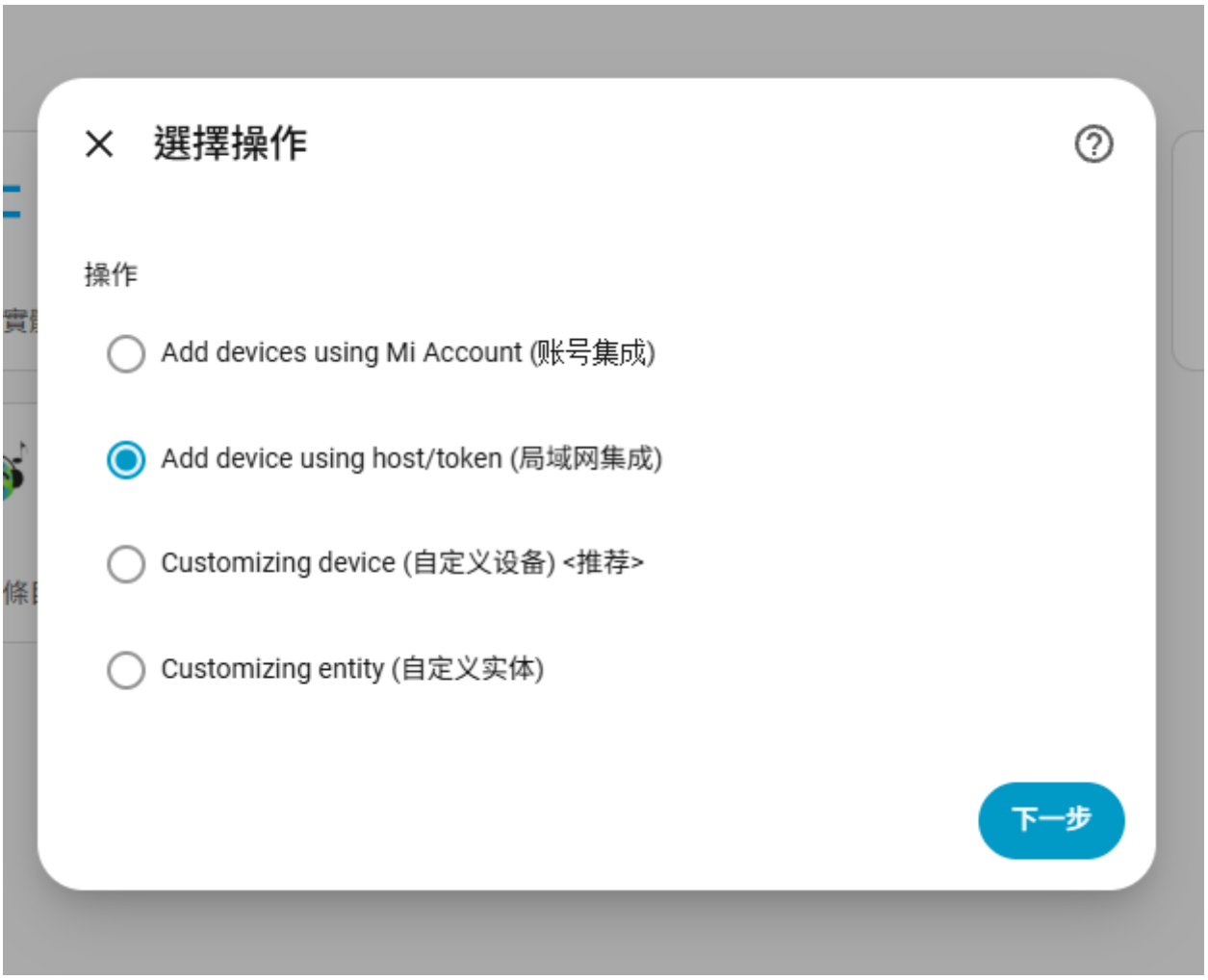
選擇操作
操作
Add devices using Mi Account (账号集成)
Add device using host/token (局域网集成)
Customizing device (自定义设备) <推荐>
Customizing entity (自定义实体)
下一步

□□□□□□□ **IP□ token□□□**

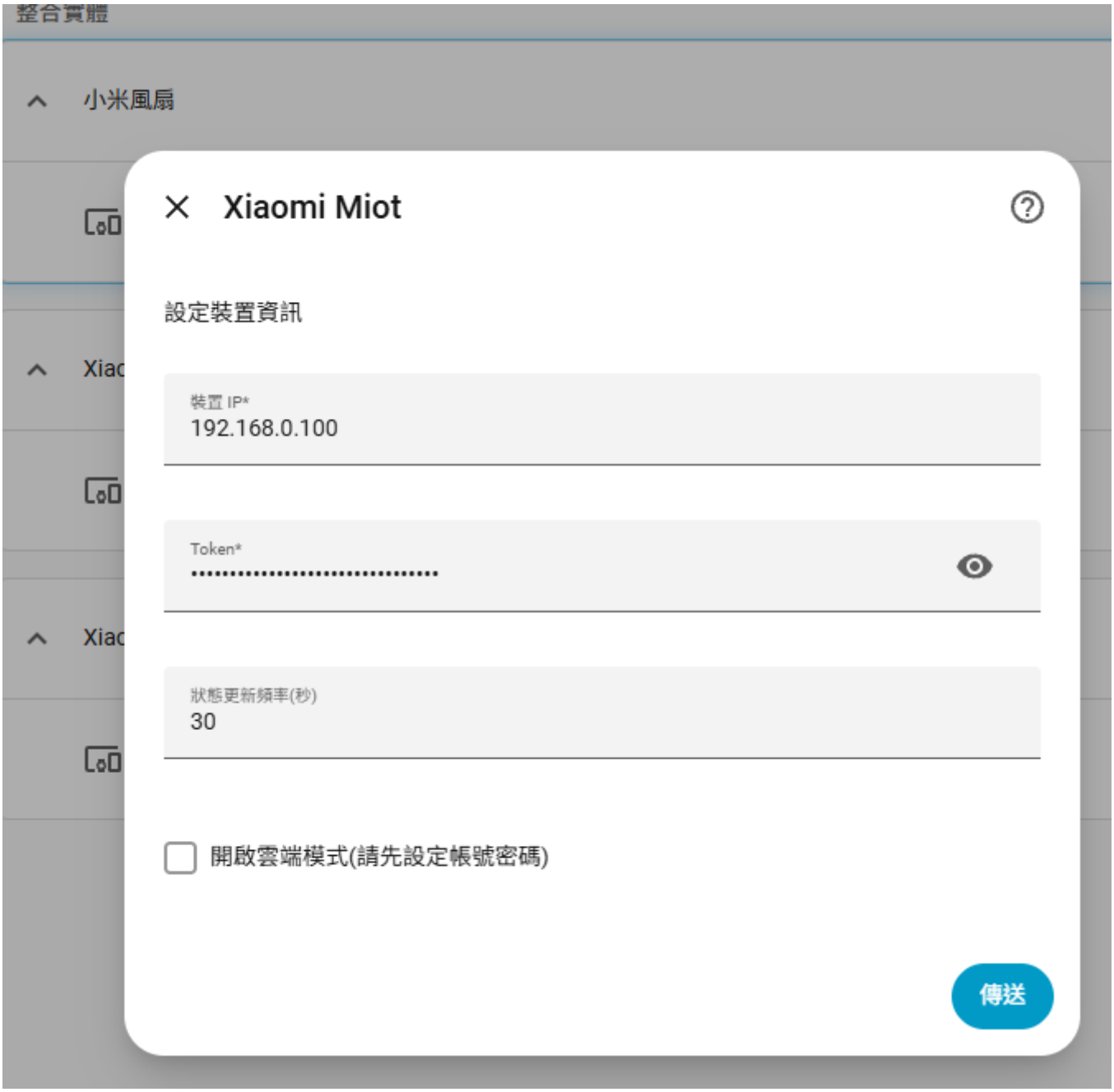
整合實體
小米風扇
Xiac
Xiac
Xiaomi Miot
設定裝置資訊
裝置 IP*
192.168.0.100
Token*
狀態更新頻率(秒)
30
開啟雲端模式(請先設定帳號密碼)
傳送

小米風扇

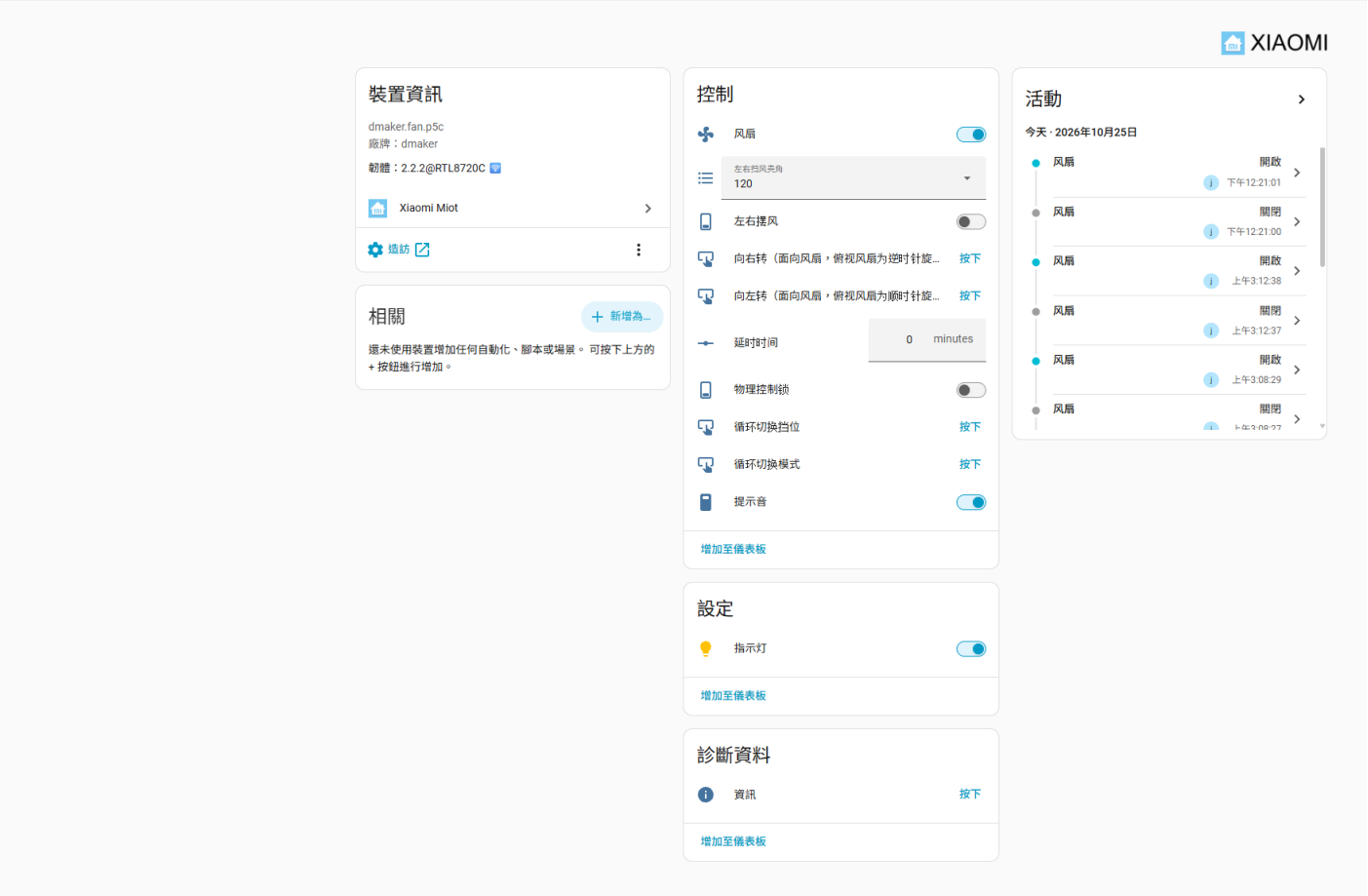

??Token??

□□□ github□□ Xiaomi-cloud-tokens-extractor□□ □□□ **Token**

□□□□□□□□□□□□ **APP**

□□□□□□□□□□□ **server□□**

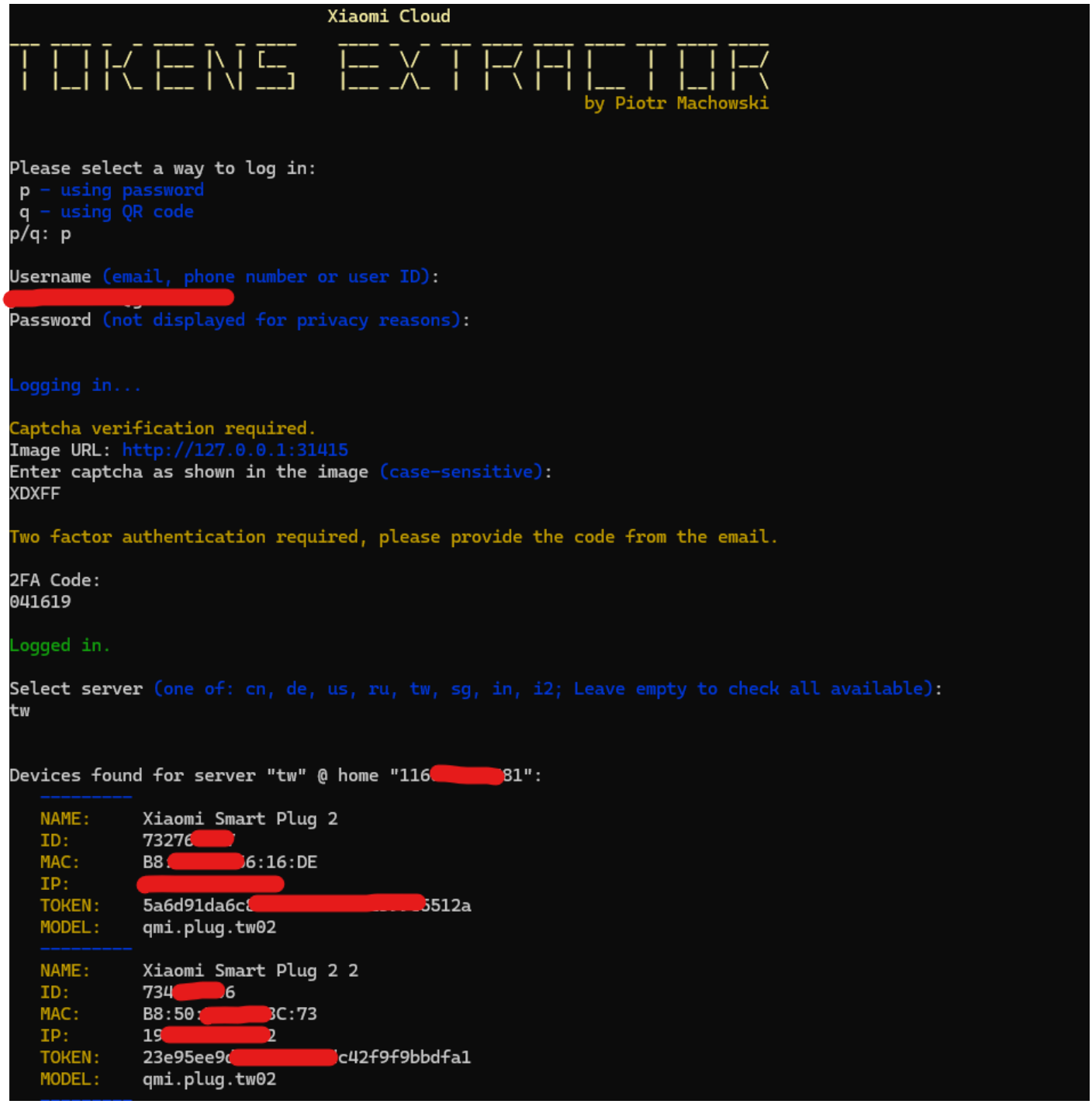
Xiaomi Cloud
by Piotr Machowski
Please select a way to log in:
p - using password
q - using QR code
p/q: p
Username (email, phone number or user ID):
Password (not displayed for privacy reasons):
Logging in...
Captcha verification required.
Image URL: http://127.0.0.1:31415
Enter captcha as shown in the image (case-sensitive):
XDXFF
Two factor authentication required, please provide the code from the email.
2FA Code:
041619
Logged in.
Select server (one of: cn, de, us, ru, tw, sg, in, i2; Leave empty to check all available):
tw
Devices found for server "tw" @ home "116 81":
NAME: Xiaomi Smart Plug 2
ID: 73276
MAC: B8 6:16:DE
IP:
TOKEN: 5a6d91da6c 512a
MODEL: qmi.plug.tw02
NAME: Xiaomi Smart Plug 2 2
ID: 734 6
MAC: B8:50: 3C:73
IP: 19 2
TOKEN: 23e95ee9 c42f9f9bbdfa1
MODEL: qmi.plug.tw02